



0

2016 1 6

0

71521002,71403014

YETP0386



5

100081

010-68918551

010-68918651

LTZhao@163.com

www.ceep.net.cn

Center for Energy and Environmental Policy Research
Beijing Institute of Technology
No.5 Zhongguancun South Street, Haidian District
Beijing 100081, P.R. China
Tel: 86-10-68918551
Fax: 86-10-68918651
E-mail: LTZhao@163.com
Website: www.ceep.net.cn

2016

2015

2015

2014 60 / 2015
2015

2015

2014

4

Brent WTI 5-6 Brent 67.52
/ WTI 62.03 /
7

OPEC

8

OPEC

2015 12 31 Brent 66.33 / 35.34
/ WTI 61.36 / 34.55 /
46.7% 43.7% Brent WTI

- - -

2015

2014

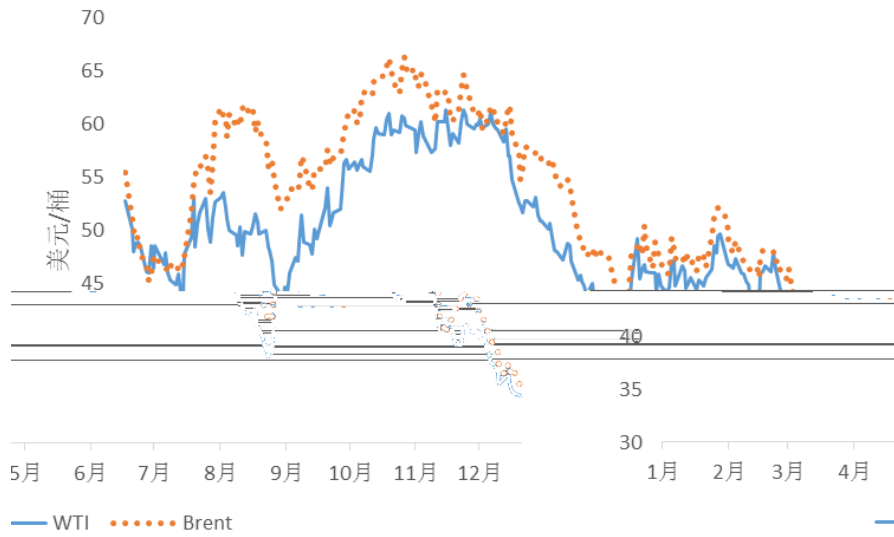
55

50

45

1 12 OPEC

35



1 2015

EIA

1-3

1

3

1

2014

OPEC

2

7

3

4-6

3

5 6

2014

4

2014 10

5 6

6

95.5

OPEC

6

7

OPEC

8

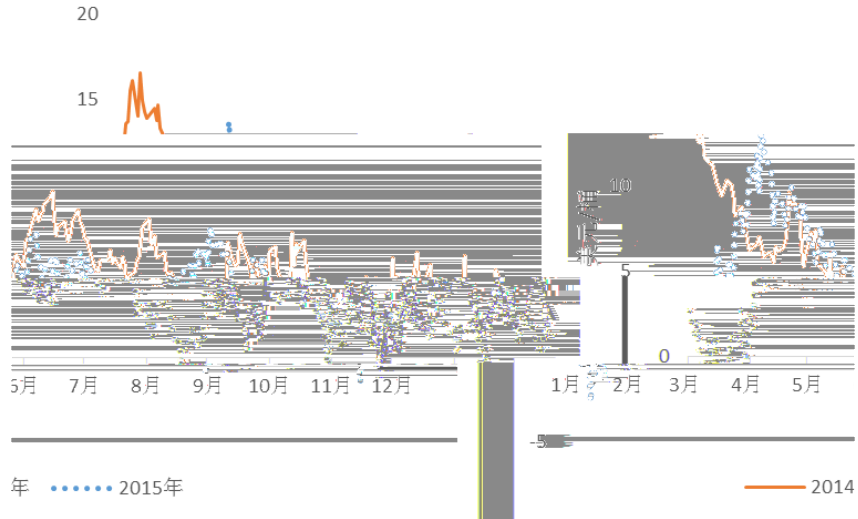
2008

OPEC

8 26

			20%		
9-10					40-50
	9	OPEC			
				10	
11					
			OPEC		
12		OPEC			
				Brent WTI	35

Brent		WTI	
2014	2015	Brent	WTI
		-	-
		-	-
		-	-
			2



2 Brent WTI

EIA

1	WTI	Brent
2		2
13	/	
3		API 3
	API	40.4
	220	120
	EIA	
230	5150	WTI
	Brent	
	WTI	9 /
		Brent
WTI	3-7 /	6
Brent	WTI	-0.21 /
		8 Brent

30%

WTI 8 WTI
 -1.23 /
 11 Brent
 WTI 11
 13 Brent
 WTI 1
 Brent 2015 WTI 2 3
 Brent WTI
 14 /
 Brent WTI
 Brent
 Brent 7 8
 WTI 8
 0-4 / 11 Brent
 -1.4 /
 Brent WTI
 WTI Brent

WTI

Brent

2016

1

2015

2014

5

2015

7

2015

2015

0.6% 3.9% 2.1% **2016**

OECD

2015

2.4%

2016

2.5%

IMF

2016

2.8%

2016

2.5% 2016

2015

OPEC

2015

1981

2016

2006

2015

2015

10

1.59%

2014

0.77%

2015

PMI

53.8

50

2.43%

2014

1.23%

IMF

2016

1.6%

2.2%

1.5%

1.3%

2.5%

OECD

2016

1.8%

2.4%

2015

1.8%

1.9%

2016

2.1%

2%

2016

2015

1.5%

2015

OECD

2016

1.4%

2015

0.7%

2016

2016

1.7%

2016

2008

2010

5

2010

7.6% 2015

4%

2015

2015-2016

7.3%

IMF

2015

7.3% 2016

7.5% 2020

7.7%

2015

GDP

7% 7% 6.9%

2015

7 OECD

5

6.5%

2016

6.6%-6.8%

IMF

2016

6.3%

			2015	12	
	2016	7	31		2016
		2016		2.8%	1-2%
	2016			0.7%	
		2015		-3.7%	2016
-2.5%					
OPEC		2015		9288	
153					
		1981			21.3%
	1360			14.6%	
			1084		
11.7%		398			4.3%
2015			1.7		
				IMF	2015
	3.1%		2016		3.6%
					2015

3% 2014 3.4% 2016 3.3% 2017
 3.2%

OPEC 2016

9413 2015 1.25

2 OPEC

BP2015 2014 8867.3
 210
 OPEC 210 43%
 1164.4 15.9% 12.3%
 160 OPEC
 429.2
 7.9% 5% 278.4 11.2%
 2.9% OPEC 0.3 3659.3
 41% 2003
 49.8% 4.9% 2% 361.4
 4% 4.6% 328.5
 3.8% 0.9% 1150.5 12.9%
 1083.8 0.6

12.7%

2015 12 OPEC

OPEC 3170 OPEC

3150

50 2016

100 OPEC

2016 OPEC

EIA 2016 OPEC 3130

2014

EIA

2016 1% 877

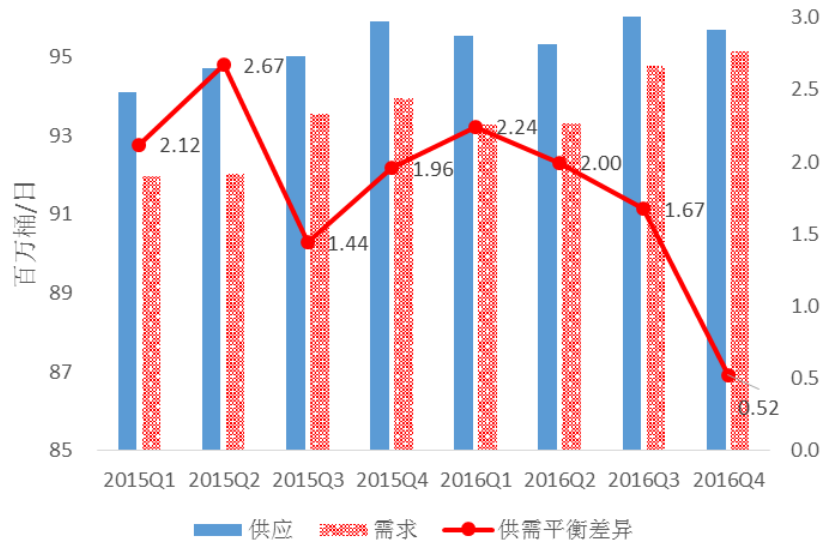
OPEC 2016 1360

0.7%

OPEC 2016

2015 60 1070

2016



3

OPEC

3

EIA

2015

2015 4

4.86

4 24

4.91

2014

3.99

1

8

4.54

9

2015

4.89

4

2015

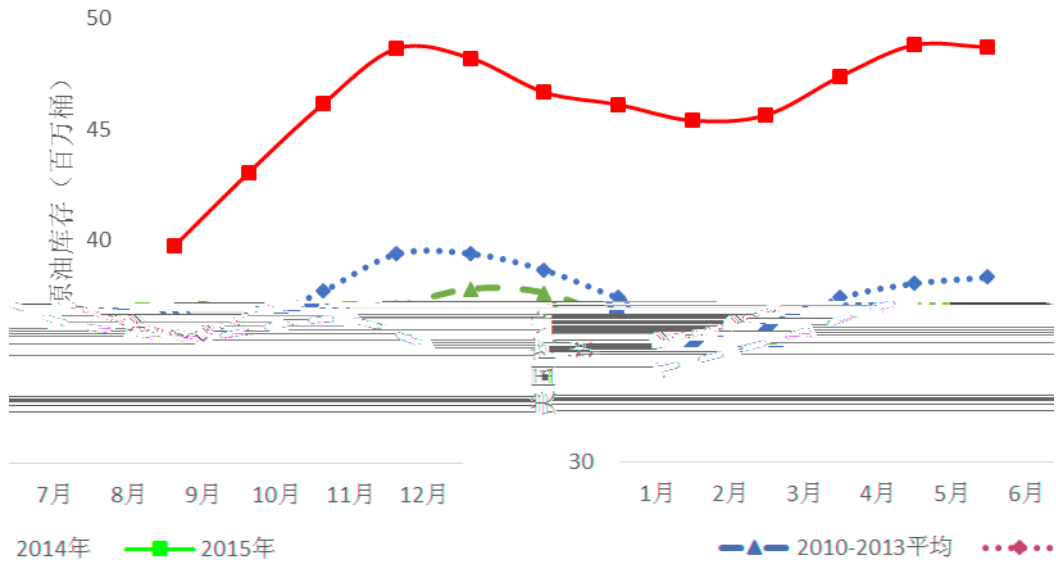
12

IEA

3

2016

2016



4

EIA Wind

1

2015

2014

2014

2014

2015

90

3

100

95

100

2014

10

2015

12

25

0.25%

0.5%

9

2016


100

2016

GDP

2.25%

2
 2015 Brent
 ICE
 Brent 66
 5 16.6
 / 8
 8 6.8 9
 5
 2015
 2016
 2015
 2016



5 ICE

ICE Wind

3

2015

3

26

4 22

2015

7%

150%

271.9


54

2015 9

ISIS

2015

6



6 2015

EIA

2016

2016

OPEC

OPEC

OECD

2015

2016

2016

Brent

WTI

www.iNEMS.org

2016 Brent WTI

2015

Brent WTI

40-50 /

2009

2006

CEEP-BIT

2014

: , 2014.

, , .
2013.

, . : , 2013.

, . 2012-2013 . : ,
2013.

, . : , 2013.

. : , 2015.1.

■ CEEP-BIT-2011-001	1	
■ CEEP-BIT-2011-002	2	2011
■ CEEP-BIT-2012-001	3	2012
■ CEEP-BIT-2012-002	4	
■ CEEP-BIT-2012-003	5	
■ CEEP-BIT-2013-001	6	2013
■ CEEP-BIT-2013-002	7	2013
■ CEEP-BIT-2013-003	8	
■ CEEP-BIT-2014-001	9	
■ CEEP-BIT-2014-002	10	2014
■ CEEP-BIT-2014-003	11	
■ CEEP-BIT-2014-004	12	
■ CEEP-BIT-2015-001	13	
■ CEEP-BIT-2015-002	14	2015
■ CEEP-BIT-2015-003	15	
■ CEEP-BIT-2015-004	16	
■ CEEP-BIT-2016-001	17	2030
■ CEEP-BIT-2016-002	18	
■ CEEP-BIT-2016-003	19	2016
■ CEEP-BIT-2016-004	20	2016
■ CEEP-BIT-2016-005	21	
■ CEEP-BIT-2016-006	22	
■ CEEP-BIT-2016-007	23	